

EDGE PROFILES & STAIN COLOURS

Popular edge profiles for wooden table tops.



Radius Edge



Full Bullnose




Reverse Chamfer



Pencil Round


Stain colours



TF101 Natural




TF102 Light Oak




TF103 Dark Oak




TF104 Light Walnut



TF106 Walnut



TF107 Dark Walnut



TF108 Mahogany



TF109 Wenge



TF110 Black



TF111 Grey